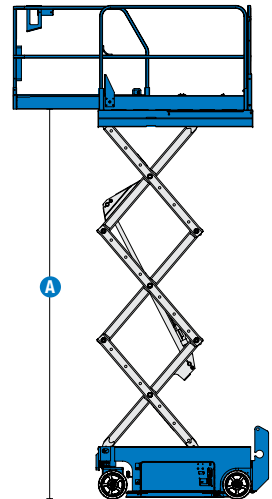
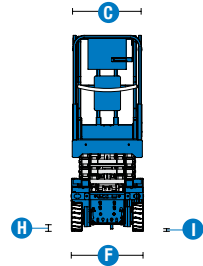
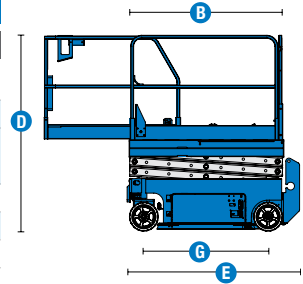


Narrow aisle electric scissor lifts

GS-1932

MODELS		GS™-1932	
MEASUREMENTS	Metric	US	
Working height maximum*	7.79 m	25 ft	
A Platform height maximum	5.79 m	19 ft	
B Platform length - outside	1.63 m	5 ft 4 in	
extended	2.54 m	8 ft 4 in	
Slide-out platform extension deck	91 cm	3 ft	
C Platform width -outside	74 cm	2 ft 5 in	
Guardrail height:	1.10 m	3 ft 7 in	
Toeboard height	15 cm	6 in	
D Height - stowedfixed rails	2.00 m	6 ft 7 in	
folding guardrails	2.11 m	6 ft 11 in	
rails folded	1.75 m	5 ft 9 in	
E Length - stowed	1.83 m	6 ft	
Length - stowed extended	2.74 m	9 ft	
F Width	81.3 cm	2 ft 8 in	
G Wheelbase	1.32 m	4 ft 4 in	
H Ground clearance - centre	6 cm	2.4 in	
I - with pothole guards deployed	2 cm	.75 in	



PRODUCTIVITY		
Lift capacity	227 kg	500 lbs
Drive speed - stowed	4.0 km/h	2.5 mph
Drive speed - raised	0.8 km/h	0.5 mph
Gradeability**	30%	30%
Turning radius - inside	zero	zero
Turning radius - outside	1.55 m	5 ft 1 in
Raise / lower speed	16 / 25 sec	16 / 25 sec
Controls	proportional	
Drive	dual front wheel	
Multiple disc brakes	dual rear wheel	
Tyres - solid non-marking	30 x 11 x 20 cm	12 x 4.5 x 8 in

POWER		
Power source	24 V (four 6 V 225 Ah batteries)	
Hydraulic system capacity	14.2 L	3.75 gal

WEIGHT***		
	1,498 kg	3,302 lbs